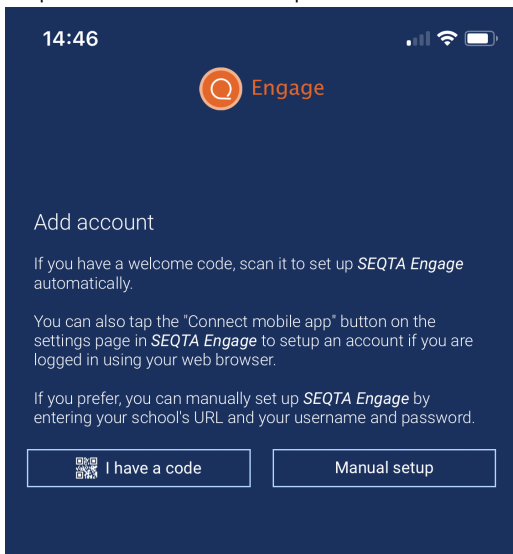


SEQTA ENGAGE - APP LOGIN

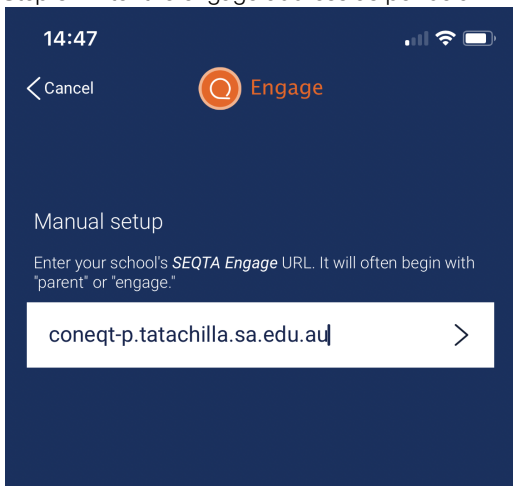
This guide will help you log into the SEQTA ENGAGE app to access communication, assessments and all other areas that are made visible to you through the school system. The application gives you the ability to login with a QR code or via a username and password. While scanning the QR code is easy and logs you in manually, if you are logged out a new QR code needs to be manually generated to login again. As such we recommend everyone manually set their password and keep it in a safe place so that you can login with your email address (the one that received the welcome email is also your username) and your password anytime you get logged out.

Step 1. Download the SEQTA ENGAGE app via the Apple AppStore or Google play store

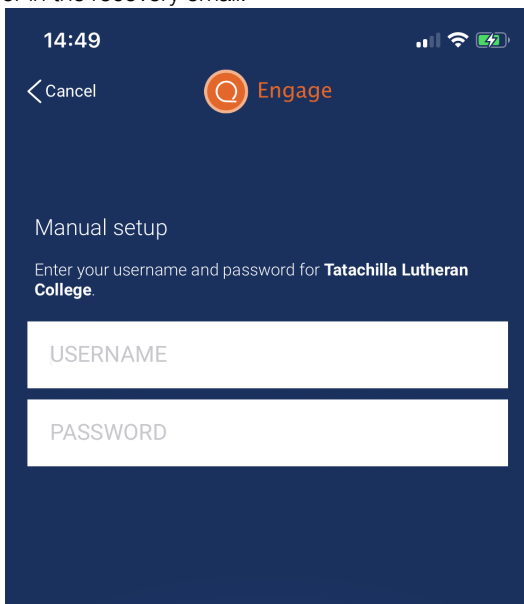
Step 2. Click manual setup



Step 3. Enter the engage address as per below:



Step 4. Enter the email address you received your welcome email as the username and the password you manually set the first time or in the recovery email.



14:49

< Cancel Engage

Manual setup

Enter your username and password for **Tatachilla Lutheran College**.

USERNAME

PASSWORD

Parents can request a password recovery email or a new welcome email by emailing ictservices@tatachilla.sa.edu.au and or calling 08 8329 4466 and speaking to a member of the ICT Services Team.